

General information about company	
Scrip code	539112
NSE Symbol	
MSEI Symbol	
ISIN	INE137M01017
Name of the company	SAB INDUSTRIES LIMITED
Whether company is SME	No
Class of Security	Equity Shares
Type of report	Quarterly
Quarter Ended / Half year ended/Date of Report (For Prelisting / Allotment)	31-03-2019
Date of allotment / extinguishment (in case Capital Restructuring selected) / Listing Date	
Shareholding pattern filed under	Regulation 31 (1) (b)



Declaration					
Sr. No.	Particular	Yes/No	Promoter and Promoter Group	Public shareholder	Non Promoter- Non Public
1	Whether the Listed Entity has issued any partly paid up shares?	No	No	No	No
2	Whether the Listed Entity has issued any Convertible Securities ?	No	No	No	No
3	Whether the Listed Entity has issued any Warrants ?	No	No	No	No
4	Whether the Listed Entity has any shares against which depository receipts are issued?	No	No	No	No
5	Whether the Listed Entity has any shares in locked-in?	No	No	No	No
6	Whether any shares held by promoters are pledge or otherwise encumbered?	No	No		
7	Whether company has equity shares with differential voting rights?	No	No	No	No



Table I - Summary Statement holding of specified securities

Category (I)	Category of shareholder (II)	Nos. Of shareholders (III)	No. of fully paid up equity shares held (IV)	No. Of Partly paid-up equity shares held (V)	No. Of shares underlying Depository Receipts (VI)	Total nos. shares held (VII) = (IV)+ (V)+ (VI)	Shareholding as a % of total no. of shares (calculated as per SCRR, 1957) (VIII) As a % of (A+B+C2)	Number of Voting Rights held in each class of securities (IX)			
								No of Voting (XIV) Rights			Total as a % of (A+B+C)
								Class eg: X	Class eg: y	Total	
(A)	Promoter & Promoter Group	11	11183356			11183356	73.63	11183356		11183356	73.63
(B)	Public	678	4005016			4005016	26.37	4005016		4005016	26.37
(C)	Non Promoter-Non Public										
(C1)	Shares underlying DRs										
(C2)	Shares held by Employee Trusts										
	Total	689	15188372			15188372	100	15188372		15188372	100



Table I - Summary Statement holding of specified securities

Category (I)	Category of shareholder (II)	No. Of Shares Underlying Outstanding convertible securities (X)	No. of Shares Underlying Outstanding Warrants (Xi)	No. Of Shares Underlying Outstanding convertible securities and No. Of Warrants (Xi) (a)	Shareholding , as a % assuming full conversion of convertible securities (as a percentage of diluted share capital) (X1)=(VII)+(X) As a % of (A+B+C2)	Number of Locked in shares (XII)		Number of Shares pledged or otherwise encumbered (XIII)		Number of equity shares held in dematerialized form (XIV)
						No (a)	As a % of total Shares held (b)	No (a)	As a % of total Shares held (b)	
(A)	Promoter & Promoter Group				73.63					11183356
(B)	Public				26.37					3936095
(C)	Non Promoter-Non Public									
(C1)	Shares underlying DRs									
(C2)	Shares held by Employee Trusts									
	Total				100					15119451



Table II - Statement showing shareholding pattern of the Promoter and Promoter Group											
Sr.	Category & Name of the Shareholders (I)	Nos. Of shareholders (III)	No. of fully paid up equity shares held (IV)	No. Of Partly paid-up equity shares held (V)	No. Of shares underlying Depository Receipts (VI)	Total nos shares held (VII) = (IV)+ (V)+ (VI)	Shareholding as a % of total no. of shares (calculated as per SCRR, 1957) (VIII) As a % of (A+B+C2)	Number of Voting Rights held in each class of securities (IX)			
								No of Voting (XIV) Rights			Total as a % of Total Voting Rights
								Class eg: X	Class eg: y	Total	
A	Table II - Statement showing shareholding pattern of the Promoter and Promoter Group										
(1)	Indian										
(a)	Individuals/Hindu undivided Family	5	5208344			5208344	34.29	5208344		5208344	34.29
(d)	Any Other (specify)	6	5975012			5975012	39.34	5975012		5975012	39.34
Sub-Total (A)(1)		11	11183356			11183356	73.63	11183356		11183356	73.63
(2)	Foreign										
Total Shareholding of Promoter and Promoter Group (A)= (A)(1)+(A)(2)		11	11183356			11183356	73.63	11183356		11183356	73.63
B	Table III - Statement showing shareholding pattern of the Public shareholder										
(1)	Institutions										
(f)	Financial Institutions/ Banks	1	17401			17401	0.11	17401		17401	0.11
Sub-Total (B)(1)		1	17401			17401	0.11	17401		17401	0.11
(3)	Non-institutions										
(a(i))	Individuals - i. Individual shareholders holding nominal share capital up to Rs. 2 lakhs.	655	126088			126088	0.83	126088		126088	0.83
(a(ii))	Individuals - ii. Individual shareholders holding nominal share capital in excess of Rs. 2 lakhs.	1	34802			34802	0.23	34802		34802	0.23
(e)	Any Other (specify)	21	3826725			3826725	25.2	3826725		3826725	25.2
Sub-Total (B)(3)		677	3987615			3987615	26.25	3987615		3987615	26.25
Total Public Shareholding (B)=(B)(1)+(B)(2)+(B)(3)		678	4005016			4005016	26.37	4005016		4005016	26.37
C	Table IV - Statement showing shareholding pattern of the Non Promoter- Non Public shareholder										
Total (A+B+C2)		689	15188372			15188372	100	15188372		15188372	100
Total (A+B+C)		689	15188372			15188372	100	15188372		15188372	100



Table II - Statement showing shareholding pattern of the Promoter and Promoter Group									
Sr.	No. Of Shares Underlying Outstanding convertible securities (X)	No. of Shares Underlying Outstanding Warrants (Xi)	No. Of Shares Underlying Outstanding convertible securities and No. Of Warrants (Xi) (a)	Shareholding , as a % assuming full conversion of convertible securities (as a percentage of diluted share capital) (XI)= (VII)+(X) As a % of (A+B+C2)	Number of Locked in shares (XII)		Number of Shares pledged or otherwise encumbered (XIII)		Number of equity shares held in dematerialized form (XIV)
					No. (a)	As a % of total Shares held (b)	No. (a)	As a % of total Shares held (b)	
A	Table II - Statement showing shareholding pattern of the Promoter and Promoter Group								
(1)	Indian								
(a)				34.29					5208344
(d)				39.34					5975012
Sub-Total (A) (1)				73.63					11183356
(2)	Foreign								
Total Shareholding of Promoter and Promoter Group (A)=(A) (1)+(A)(2)				73.63					11183356
B	Table III - Statement showing shareholding pattern of the Public shareholder								
(1)	Institutions								
(f)				0.11					17401
Sub-Total (B) (1)				0.11					17401
(3)	Non-institutions								
(a(i))				0.83					93069
(a(ii))				0.23					0
(e)				25.2					3825625
Sub-Total (B) (3)				26.25					3918694
Total Public Shareholding (B)=(B)(1)+(B) (2)+(B)(3)				26.37					3936095
C	Table IV - Statement showing shareholding pattern of the Non Promoter- Non Public shareholder								
Total (A+B+C2)				100					15119451
Total (A+B+C)				100					15119451



Individuals/Hindu undivided Family						
Serial No.	1	2	3	4	5	
Name of the Shareholders (I)	R K Garg	Dheeraj Garg	Sunena Garg	Priya Garg	R K Garg & Sons HUF	Click here to go back
PAN (II)	ABYPG9179M	ABJPG6867F	AHJPG2645K	AEBPG8990G	AAEHR5042R	Total
No. of fully paid up equity shares held (IV)	3404020	1307808	336508	80008	80000	5208344
No. Of Partly paid-up equity shares held (V)						
No. Of shares underlying Depository Receipts (VI)						
Total nos. shares held (VII) = (IV)+ (V)+ (VI)	3404020	1307808	336508	80008	80000	5208344
Shareholding as a % of total no. of shares (calculated as per SCRR, 1957) (VIII) As a % of (A+B+C2)	22.41	8.61	2.22	0.53	0.53	34.29
Number of Voting Rights held in each class of securities (IX)						
Class eg. X	3404020	1307808	336508	80008	80000	5208344
Class eg. y						
Total	3404020	1307808	336508	80008	80000	5208344
Total as a % of Total Voting rights	22.41	8.61	2.22	0.53	0.53	34.29
No. Of Shares Underlying Outstanding convertible securities (X)						
No. of Shares Underlying Outstanding Warrants (Xi)						
No. Of Shares Underlying Outstanding convertible securities and No. Of Warrants (Xi) (a)						
Shareholding , as a % assuming full conversion of convertible securities (as a percentage of diluted share capital) (XI)= (VII) +(Xi)(a) As a % of (A+B+C2)	22.41	8.61	2.22	0.53	0.53	34.29
Number of Locked in shares (XII)						
No (a)						
As a % of total Shares held (b)						
Number of Shares pledged or otherwise encumbered (XIII)						
No (a)						
As a % of total Shares held (b)						
Number of equity shares held in dematerialized form (XIV)	3404020	1307808	336508	80008	80000	5208344
Reason for not providing PAN						




Reason for not providing PAN						
Shareholder type	Promoter	Promoter	Promoter	Promoter	Promoter	



Any Other (specify)						
Serial No.	1	2	3	4	5	6
Category	Bodies Corporate	Bodies Corporate	Bodies Corporate	Bodies Corporate	Bodies Corporate	Bodies Corporate
Name of the Shareholders (I)	Munak Financiers (P) Ltd	Steel Strips Holdings (P) Ltd	Steel Strips Financiers Pvt Limited	Munak Investments (P) Ltd	Steel Strips Industries Limited	S.S.Credits (P) Ltd
PAN (II)	AABCM1367J	AACCS3181P	AACCS3001J	AABCM1368H	AAICS1498K	AACCS3002M
No. of the Shareholders (I)	1	1	1	1	1	1
No. of fully paid up equity shares held (IV)	1560720	1200060	1200060	1200000	805172	9000
No. Of Partly paid-up equity shares held (V)						
No. Of shares underlying Depository Receipts (VI)						
Total nos. shares held (VII) = (IV)+ (V)+ (VI)	1560720	1200060	1200060	1200000	805172	9000
Shareholding as a % of total no. of shares (calculated as per SCRR, 1957) (VIII) As a % of (A+B+C2)	10.28	7.9	7.9	7.9	5.3	0.06
Number of Voting Rights held in each class of securities (IX)						
Class eg. X	1560720	1200060	1200060	1200000	805172	9000
Class eg. y						
Total	1560720	1200060	1200060	1200000	805172	9000
Total as a % of Total Voting rights	10.28	7.9	7.9	7.9	5.3	0.06
No. Of Shares Underlying Outstanding convertible securities (X)						
No. of Shares Underlying Outstanding Warrants (Xi)						
No. Of Shares Underlying Outstanding convertible securities and No. Of Warrants (Xi) (a)						
Shareholding , as a % assuming full conversion of convertible securities (as a percentage of diluted share capital) (XI)= (VII) +(X) As a % of (A+B+C2)	10.28	7.9	7.9	7.9	5.3	0.06
Number of Locked in shares (XII)						
No. (a)						
As a % of total Shares held (b)						
Number of Shares pledged or otherwise encumbered (XIII)						
No. (a)						
As a % of total Shares held (b)						



Number of equity shares held in dematerialized form (XIV)	1560720	1200060	1200060	1200000	805172	9000
Reason for not providing PAN						
Reason for not providing PAN						
Shareholder type	Promoter Group	Promoter Group	Promoter Group	Promoter Group	Promoter Group	Promoter Group



Any Other (specify)	
Serial No.	
Category	Click here to go back
Name of the Shareholders (I)	
PAN (II)	Total
No. of the Shareholders (I)	6
No. of fully paid up equity shares held (IV)	5975012
No. Of Partly paid-up equity shares held (V)	
No. Of shares underlying Depository Receipts (VI)	
Total nos. shares held (VII) = (IV)+ (V)+ (VI)	5975012
Shareholding as a % of total no. of shares (calculated as per SCRR, 1957) (VIII) As a % of (A+B+C2)	39.34
Number of Voting Rights held in each class of securities (IX)	
Class eg: X	5975012
Class eg: y	
Total	5975012
Total as a % of Total Voting rights	39.34
No. Of Shares Underlying Outstanding convertible securities (X)	
No. of Shares Underlying Outstanding Warrants (Xi)	
No. Of Shares Underlying Outstanding convertible securities and No. Of Warrants (Xi) (a)	
Shareholding , as a % assuming full conversion of convertible securities (as a percentage of diluted share capital) (XI)= (VII) +(X) As a % of (A+B+C2)	39.34
Number of Locked in shares (XII)	
No. (a)	
As a % of total Shares held (b)	
Number of Shares pledged or otherwise encumbered (XIII)	
No. (a)	
As a % of total Shares held (b)	
Number of equity shares held in	5975012



dematerialized form (XIV)	
Reason for not providing PAN	
Reason for not providing PAN	
Shareholder type	



Any Other (specify)							
Serial No.	1	2	3	4	5	6	7
Category	HUF	Non-Resident Indian (NRI)	Clearing Members	Bodies Corporate	Bodies Corporate	Bodies Corporate	Bodies Corporate
Category / More than 1 percentage	Category	Category	Category	Category	More than 1 percentage of shareholding	More than 1 percentage of shareholding	More than 1 percentage of shareholding
Name of the Shareholders (I)					Bloomen Flora Limited	Priya Tools Private Limited	Steel Strips Wheels Investments Ltd
PAN (II)					AAACB9171G	AABCP7962L	AACCS0426M
No. of the Shareholders (I)	10	1	2	8	1	1	1
No. of fully paid up equity shares held (IV)	2401	200	495	3823629	1336438	1254632	1214630
No. Of Partly paid-up equity shares held (V)							
No. Of shares underlying Depository Receipts (VI)							
Total nos. shares held (VII) = (IV)+ (V)+ (VI)	2401	200	495	3823629	1336438	1254632	1214630
Shareholding as a % of total no. of shares (calculated as per SCRR, 1957) (VIII) As a % of (A+B+C2)	0.02	0	0	25.17	8.8	8.26	8
Number of Voting Rights held in each class of securities (IX)							
Class eg. X	2401	200	495	3823629	1336438	1254632	1214630
Class eg. y							
Total	2401	200	495	3823629	1336438	1254632	1214630
Total as a % of Total Voting rights	0.02	0	0	25.17	8.8	8.26	8
No. Of Shares Underlying Outstanding convertible securities (X)							
No. of Shares Underlying Outstanding Warrants (Xi)							
No. Of Shares Underlying Outstanding convertible securities and No. Of Warrants (Xi) (a)							
Shareholding , as a % assuming full conversion of convertible securities (as a percentage of diluted share capital) (XI)= (VII) +(X) As a % of (A+B+C2)	0.02	0	0	25.17	8.8	8.26	8
Number of Locked in shares (XII)							
No. (a)							
As a % of total Shares held (b)							
Number of equity shares held in	2401	200	495	3822529	1335338	1254632	1214630




dematerialized form (XIV)							
Reason for not providing PAN							
Reason for not providing PAN							



Any Other (specify)	
Serial No.	
Category	
Category / More than 1 percentage	
Name of the Shareholders (I)	Click here to go back
PAN (II)	Total
No. of the Shareholders (I)	21
No. of fully paid up equity shares held (IV)	3826725
No. Of Partly paid-up equity shares held (V)	
No. Of shares underlying Depository Receipts (VI)	
Total nos. shares held (VII) = (IV)+ (V)+ (VI)	3826725
Shareholding as a % of total no of shares (calculated as per SCRR, 1957) (VIII) As a % of (A+B+C2)	25.19
Number of Voting Rights held in each class of securities (IX)	
Class eg. X	3826725
Class eg. y	
Total	3826725
Total as a % of Total Voting rights	25.19
No. Of Shares Underlying Outstanding convertible securities (X)	
No. of Shares Underlying Outstanding Warrants (Xi)	
No. Of Shares Underlying Outstanding convertible securities and No. Of Warrants (Xi) (a)	
Shareholding , as a % assuming full conversion of convertible securities (as a percentage of diluted share capital) (XI)= (VII) +(X) As a % of (A+B+C2)	25.19
Number of Locked in shares (XII)	
No. (a)	
As a % of total Shares held (b)	
Number of equity shares held in dematerialized form (XIV)	3825625
Reason for not providing PAN	



Reason for not
providing PAN



General information about company	
Scrip code	504717
NSE Symbol	
MSEI Symbol	
ISIN	INE01RN01014
Name of the company	STEEL STRIPS LIMITED
Whether company is SME	No
Class of Security	Equity Shares
Type of report	Quarterly
Quarter Ended / Half year ended/Date of Report (For Prelisting / Allotment)	31-03-2019
Date of allotment / extinguishment (in case Capital Restructuring selected) / Listing Date	
Shareholding pattern filed under	Regulation 31 (1) (b)



Declaration

Sr. No.	Particular	Yes No	Promoter and Promoter Group	Public shareholder	Non Promoter- Non Public
1	Whether the Listed Entity has issued any partly paid up shares?	No	No	No	No
2	Whether the Listed Entity has issued any Convertible Securities ?	No	No	No	No
3	Whether the Listed Entity has issued any Warrants ?	No	No	No	No
4	Whether the Listed Entity has any shares against which depository receipts are issued?	No	No	No	No
5	Whether the Listed Entity has any shares in locked-in?	No	No	No	No
6	Whether any shares held by promoters are pledge or otherwise encumbered?	No	No		
7	Whether company has equity shares with differential voting rights?	No	No	No	No



Table I - Summary Statement holding of specified securities

Category (I)	Category of shareholder (II)	Nos. Of shareholders (III)	No. of fully paid up equity shares held (IV)	No. Of Partly paid-up equity shares held (V)	No. Of shares underlying Depository Receipts (VI)	Total nos. shares held (VII) = (IV)+ (V)+ (VI)	Shareholding as a % of total no. of shares (calculated as per SCRR, 1957) (VIII) As a % of (A+B+C2)	Number of Voting Rights held in each class of securities (IX)			
								No of Voting (XIV) Rights			Total as a % of (A+B+C)
								Class eg: X	Class eg:y	Total	
(A)	Promoter & Promoter Group	17	2768775			2768775	33.43	2768775		2768775	33.43
(B)	Public	22991	5514328			5514328	66.57	5514328		5514328	66.57
(C)	Non Promoter-Non Public										
(C1)	Shares underlying DRs										
(C2)	Shares held by Employee Trusts										
	Total	23008	8283103			8283103	100	8283103		8283103	100



Table 1 - Summary Statement holding of specified securities

Category (I)	Category of shareholder (II)	No. Of Shares Underlying Outstanding convertible securities (X)	No. of Shares Underlying Outstanding Warrants (Xi)	No. Of Shares Underlying Outstanding convertible securities and No. Of Warrants (Xi) (a)	Shareholding , as a % assuming full conversion of convertible securities (as a percentage of diluted share capital) (XI)= (VII)+(X) As a % of (A+B+C2)	Number of Locked in shares (XII)		Number of Shares pledged or otherwise encumbered (XIII)		Number of equity shares held in dematerialized form (XIV)
						No (a)	As a % of total Shares held (b)	No. (a)	As a % of total Shares held (b)	
(A)	Promoter & Promoter Group				33.43					2768775
(B)	Public				66.57					2119486
(C)	Non Promoter-Non Public									
(C1)	Shares underlying DRs									
(C2)	Shares held by Employee Trusts									
	Total				100					4888261




Table II - Statement showing shareholding pattern of the Promoter and Promoter Group									
Sr.	No. Of Shares Underlying Outstanding convertible securities (X)	No. of Shares Underlying Outstanding Warrants (Xi)	No. Of Shares Underlying Outstanding convertible securities and No. Of Warrants (Xi) (a)	Shareholding , as a % assuming full conversion of convertible securities (as a percentage of diluted share capital) (XI)= (VII)+(X) As a % of (A+B+C2)	Number of Locked in shares (XII)		Number of Shares pledged or otherwise encumbered (XIII)		Number of equity shares held in dematerialized form (XIV)
					No. (a)	As a % of total Shares held (b)	No. (a)	As a % of total Shares held (b)	
A	Table II - Statement showing shareholding pattern of the Promoter and Promoter Group								
(1)	Indian								
(a)				6.1					505285
(d)				27.33					2263490
Sub-Total (A) (1)				33.43					2768775
(2)	Foreign								
Total Shareholding of Promoter and Promoter Group (A)=(A) (1)+(A)(2)				33.43					2768775
B	Table III - Statement showing shareholding pattern of the Public shareholder								
(1)	Institutions								
(a)				0.06					0
(f)				0.01					0
(g)				5.3					437901
Sub-Total (B) (1)				5.36					437901
(3)	Non-institutions								
(a(i))				28.38					24810
(e)				32.83					1656775
Sub-Total (B) (3)				61.21					1681585
Total Public Shareholding (B)=(B)(1)+(B) (2)+(B)(3)				66.57					2119486
C	Table IV - Statement showing shareholding pattern of the Non Promoter- Non Public shareholder								
Total (A+B+C2)				100					4888261
Total (A+B+C)				100					4888261




Individuals/Hindu undivided Family						
Serial No	1	2	3	4	5	
Name of the Shareholders (I)	R K Garg	R K Garg and Sons (HUF)	Sunena Garg	Dheeraj Garg	Priya Garg	Click here to go back
PAN (II)	ABYPG9179M	AAEHR5042R	AHJPG2645K	ABJPG6867F	AEBPG8990G	Total
No. of fully paid up equity shares held (IV)	451300	250	4690	31175	17870	505285
No. Of Partly paid-up equity shares held (V)						
No. Of shares underlying Depository Receipts (VI)						
Total nos. shares held (VII) = (IV)+ (V)+ (VI)	451300	250	4690	31175	17870	505285
Shareholding as a % of total no. of shares (calculated as per SCRR, 1957) (VIII) As a % of (A+B+C2)	5.45	0	0.06	0.38	0.22	6.1
Number of Voting Rights held in each class of securities (IX)						
Class eg: X	451300	250	4690	31175	17870	505285
Class eg: y						
Total	451300	250	4690	31175	17870	505285
Total as a % of Total Voting rights	5.45	0	0.06	0.38	0.22	6.1
No. Of Shares Underlying Outstanding convertible securities (X)						
No. of Shares Underlying Outstanding Warrants (Xi)						
No. Of Shares Underlying Outstanding convertible securities and No. Of Warrants (Xi) (a)						
Shareholding , as a % assuming full conversion of convertible securities (as a percentage of diluted share capital) (XI)= (VII) +(Xi)(a) As a % of (A+B+C2)	5.45	0	0.06	0.38	0.22	6.1
Number of Locked in shares (XII)						
No. (a)						
As a % of total Shares held (b)						
Number of Shares pledged or otherwise encumbered (XIII)						
No. (a)						
As a % of total Shares held (b)						
Number of equity shares held in dematerialized form (XIV)	451300	250	4690	31175	17870	505285
Reason for not providing PAN						



Reason for not providing PAN						
Shareholder type	Promoter	Promoter	Promoter	Promoter	Promoter	



Any Other (specify)							
Serial No.	1	2	3	4	5	6	7
Category	Bodies Corporate	Bodies Corporate	Bodies Corporate	Bodies Corporate	Bodies Corporate	Bodies Corporate	Bodies Corporate
Name of the Shareholders (I)	SAB Industries Limited	S A B Udyog Limited	Steel Strips Mercantile Pvt. Ltd	Steel Strips Fin. Pvt. Ltd	Munak International Pvt Ltd	S.S.Credits (P) Ltd	S.J. Mercantile Pvt Limited
PAN (II)	AACCS5078H	AAICS1499J	AAICS1497G	AACCS3001J	AAACM9600K	AACCS3002M	AAICS1496H
No. of the Shareholders (I)	1	1	1	1	1	1	1
No. of fully paid up equity shares held (IV)	685934	953395	11625	6075	97600	150	1165
No. Of Partly paid-up equity shares held (V)							
No. Of shares underlying Depository Receipts (VI)							
Total nos. shares held (VII) = (IV)+ (V)+ (VI)	685934	953395	11625	6075	97600	150	1165
Shareholding as a % of total no. of shares (calculated as per SCRR, 1957) (VIII) As a % of (A+B+C2)	8.28	11.51	0.14	0.07	1.18	0	0.01
Number of Voting Rights held in each class of securities (IX)							
Class eg: X	685934	953395	11625	6075	97600	150	1165
Class eg: y							
Total	685934	953395	11625	6075	97600	150	1165
Total as a % of Total Voting rights	8.28	11.51	0.14	0.07	1.18	0	0.01
No. Of Shares Underlying Outstanding convertible securities (X)							
No. of Shares Underlying Outstanding Warrants (Xi)							
No. Of Shares Underlying Outstanding convertible securities and No. Of Warrants (Xi) (a)							
Shareholding , as a % assuming full conversion of convertible securities (as a percentage of diluted share capital) (XI)= (VII) +(X) As a % of (A+B+C2)	8.28	11.51	0.14	0.07	1.18	0	0.01
Number of Locked in shares (XII)							
No. (a)							
As a % of total Shares held (b)							
Number of Shares pledged or otherwise encumbered (XIII)							
No. (a)							
As a % of total Shares held (b)							



Number of equity shares held in dematerialized form (XIV)	685934	953395	11625	6075	97600	150	1165
Reason for not providing PAN							
Reason for not providing PAN							
Shareholder type	Promoter Group	Promoter Group	Promoter Group	Promoter Group	Promoter Group	Promoter Group	Promoter Group



Any Other (specify)						
Serial No	8	9	10	11	12	
Category	Bodies Corporate	Bodies Corporate	Bodies Corporate	Bodies Corporate	Bodies Corporate	Click here to go back
Name of the Shareholders (I)	Malwa Holdings (P) Ltd	Steel Strips Holdings (P) Ltd	Steel Strips Industries Limited	Munak Financiers (P) Ltd.	Steel Strips Infrastructures Ltd.	
PAN (II)	AABCM1236C	AACCS3181P	AAICS1498K	AABCM1367J	AACCS5077J	Total
No. of the Shareholders (I)	1	1	1	1	1	12
No. of fully paid up equity shares held (IV)	1563	8033	83325	5625	409000	2263490
No. Of Partly paid-up equity shares held (V)						
No. Of shares underlying Depository Receipts (VI)						
Total nos. shares held (VII) = (IV)+ (V)+ (VI)	1563	8033	83325	5625	409000	2263490
Shareholding as a % of total no. of shares (calculated as per SCRR, 1957) (VIII) As a % of (A+B+C2)	0.02	0.1	1.01	0.07	4.94	27.33
Number of Voting Rights held in each class of securities (IX)						
Class eg: X	1563	8033	83325	5625	409000	2263490
Class eg: y						
Total	1563	8033	83325	5625	409000	2263490
Total as a % of Total Voting rights	0.02	0.1	1.01	0.07	4.94	27.33
No. Of Shares Underlying Outstanding convertible securities (X)						
No. of Shares Underlying Outstanding Warrants (Xi)						
No. Of Shares Underlying Outstanding convertible securities and No. Of Warrants (Xi) (a)						
Shareholding , as a % assuming full conversion of convertible securities (as a percentage of diluted share capital) (XI)= (VII) +(X) As a % of (A+B+C2)	0.02	0.1	1.01	0.07	4.94	27.33
Number of Locked in shares (XII)						
No. (a)						
As a % of total Shares held (b)						
Number of Shares pledged or otherwise encumbered (XIII)						
No. (a)						
As a % of total Shares held (b)						
	1563	8033	83325	5625	409000	2263490



Number of equity shares held in dematerialized form (XIV)						
Reason for not providing PAN						
Reason for not providing PAN						
Shareholder type	Promoter Group	Promoter Group	Promoter Group	Promoter Group	Promoter Group	



Any Other (specify)							
Serial No.	1	2	3	4	5	6	7
Category	Bodies Corporate	Bodies Corporate	Bodies Corporate	Bodies Corporate	Bodies Corporate	Bodies Corporate	HUF
Category / More than 1 percentage	Category	More than 1 percentage of shareholding	More than 1 percentage of shareholding	More than 1 percentage of shareholding	More than 1 percentage of shareholding	More than 1 percentage of shareholding	Category
Name of the Shareholders (I)		3A CAPITAL SERVICES LTD	PRIYA TOOLS PVT. LTD.	BLOOMEN FLORA LTD	STEEL STRIPS WHEELS INVT. LTD	APS INVESTMENTS PVT. LTD	
PAN (II)		AAACZ2547A	AABCP7962L	AAACB9171G	AACCS0426M	AAECA4468R	
No. of the Shareholders (I)	136	1	1	1	1	1	10
No. of fully paid up equity shares held (IV)	2716625	752876	825100	417000	413000	264400	2675
No. Of Partly paid-up equity shares held (V)							
No. Of shares underlying Depository Receipts (VI)							
Total nos. shares held (VII) = (IV)+ (V)+ (VI)	2716625	752876	825100	417000	413000	264400	2675
Shareholding as a % of total no. of shares (calculated as per SCRR, 1957) (VIII) As a % of (A+B+C2)	32.8	9.09	9.96	5.03	4.99	3.19	0.03
Number of Voting Rights held in each class of securities (IX)							
Class eg: X	2716625	752876	825100	417000	413000	264400	2675
Class eg: y							
Total	2716625	752876	825100	417000	413000	264400	2675
Total as a % of Total Voting rights	32.8	9.09	9.96	5.03	4.99	3.19	0.03
No. Of Shares Underlying Outstanding convertible securities (X)							
No. of Shares Underlying Outstanding Warrants (Xi)							
No. Of Shares Underlying Outstanding convertible securities and No. Of Warrants (Xi) (a)							
Shareholding , as a % assuming full conversion of convertible securities (as a percentage of diluted share capital) (XI)= (VII) +(X) As a % of (A+B+C2)	32.8	9.09	9.96	5.03	4.99	3.19	0.03
Number of Locked in shares (XII)							
No. (a)							
As a % of total Shares held (b)							
Number of equity shares held in	1656625	0	825100	417000	413000	0	150



dematerialized form (XIV)							
Reason for not providing PAN							
Reason for not providing PAN							



POST MERGER SHAREHOLDING PATTERN-SAB INDUSTRIES LTD.

Declaration					
Sr. No.	Particular	Yes/No	Promoter and Promoter Group	Public shareholder	Non Promoter- Non Public
1	Whether the Listed Entity has issued any partly paid up shares?	No	No	No	No
2	Whether the Listed Entity has issued any Convertible Securities ?	No	No	No	No
3	Whether the Listed Entity has issued any Warrants ?	No	No	No	No
4	Whether the Listed Entity has any shares against which depository receipts are issued?	No	No	No	No
5	Whether the Listed Entity has any shares in locked-in?	No	No	No	No
6	Whether any shares held by promoters are pledge or otherwise encumbered?	No	No		
7	Whether company has equity shares with differential voting rights?	No	No	No	No
8	Whether the listed entity has any significant beneficial owner?	No			



Table I - Summary Statement holding of specified securities

Category (I)	Category of shareholder (II)	Nos. Of shareholders (III)	No. of fully paid up equity shares held (IV)	No. Of Partly paid-up equity shares held (V)	No. Of shares underlying Depository Receipts (VI)	Total nos. shares held (VII) = (IV)+ (V)+ (VI)	Shareholding as a % of total no. of shares (calculated as per SCRR, 1957) (VIII) As a % of (A+B+C2)	Number of Voting Rights held in each class of securities (IX)			
								No of Voting (XIV) Rights			Total as a % of (A+B+C)
								Class eg: X	Class eg: y	Total	
(A)	Promoter & Promoter Group	17	11189300			11189300	73.57	11189300		11189300	73.57
(B)	Public	1423	4020778			4020778	26.43	4020778		4020778	26.43
(C)	Non Promoter-Non Public										
(C1)	Shares underlying DRs										
(C2)	Shares held by Employee Trusts										
	Total	1440	15210078			15210078	100	15210078		15210078	100



Table I - Summary Statement holding of specified securities

Category (I)	Category of shareholder (II)	No Of Shares Underlying Outstanding convertible securities (X)	No of Shares Underlying Outstanding Warrants (Xi)	No. Of Shares Underlying Outstanding convertible securities and No. Of Warrants (Xi) (a)	Shareholding , as a % assuming full conversion of convertible securities (as a percentage of diluted share capital) (XI)= (VII)+(X) As a % of (A+B+C2)	Number of Locked in shares (XII)		Number of Shares pledged or otherwise encumbered (XIII)		Number of equity shares held in dematerialized form (XIV)
						No. (a)	As a % of total Shares held (b)	No. (a)	As a % of total Shares held (b)	
(A)	Promoter & Promoter Group				73.57					11189300
(B)	Public				26.43					3942114
(C)	Non Promoter-Non Public									
(C1)	Shares underlying DRs									
(C2)	Shares held by Employee Trusts									
	Total				100					15131414



Stamp: 20/08/2018

Table II - Statement showing shareholding pattern of the Promoter and Promoter Group

Sr.	Category & Name of the Shareholders (I)	Nos. Of shareholders (III)	No. of fully paid up equity shares held (IV)	No. Of Partly paid-up equity shares held (V)	No. Of shares underlying Depository Receipts (VI)	Total nos shares held (VII) = (IV)+ (V)+ (VI)	Shareholding as a % of total no of shares (calculated as per SCRR, 1957) (VIII) As a % of (A+B+C2)	Number of Voting Rights held in each class of securities (IX)			Total as a % of Total Voting rights
								Class eg: X	Class eg: y	Total	
A	Table II - Statement showing shareholding pattern of the Promoter and Promoter Group										
(1)	Indian										
(a)	Individuals/Hindu undivided Family	5	5209786			5209786	34.25	5209786		5209786	34.25
(d)	Any Other (specify)	12	5979514			5979514	39.31	5979514		5979514	39.31
Sub-Total (A)(1)		17	11189300			11189300	73.57	11189300		11189300	73.57
(2)	Foreign										
Total Shareholding of Promoter and Promoter Group (A)= (A)(1)+(A)(2)		17	11189300			11189300	73.57	11189300		11189300	73.57
B	Table III - Statement showing shareholding pattern of the Public shareholder										
(1)	Institutions										
(a)	Mutual Funds	6	9			9	0	9		9	0
(f)	Financial Institutions/Banks	2	17402			17402	0.11	17402		17402	0.11
(g)	Insurance Companies	3	1252			1252	0.01	1252		1252	0.01
Sub-Total (B)(1)		11	18663			18663	0.12	18663		18663	0.12
(3)	Non-institutions										
(a(i))	Individuals - i. Individual shareholders holding nominal share capital up to Rs. 2 lakhs.	1376	135964			135964	0.89	135964		135964	0.89
(a(ii))	Individuals - ii. Individual shareholders holding nominal share capital in excess of Rs. 2 lakhs.	1	34802			34802	0.23	34802		34802	0.23
(e)	Any Other (specify)	35	3831349			3831349	25.19	3831349		3831349	25.19
Sub-Total (B)(3)		1412	4002115			4002115	26.31	4002115		4002115	26.31
Total Public Shareholding (B)=(B)(1)+(B)(2)+(B)(3)		1423	4020778			4020778	26.43	4020778		4020778	26.43
C	Table IV - Statement showing shareholding pattern of the Non Promoter- Non Public shareholder										
Total (A+B+C2)		1440	15210078			15210078	100	15210078		15210078	100
		1440	15210078			15210078	100	15210078		15210078	100




Table II - Statement showing shareholding pattern of the Promoter and Promoter Group

Sr.	No. Of Shares Underlying Outstanding convertible securities (X)	No. of Shares Underlying Outstanding Warrants (Xi)	No. Of Shares Underlying Outstanding convertible securities and No. Of Warrants (Xi) (a)	Shareholding , as a % assuming full conversion of convertible securities (as a percentage of diluted share capital) (XI)= (VII)+(X) As a % of (A+B+C2)	Number of Locked in shares (XII)		Number of Shares pledged or otherwise encumbered (XIII)		Number of equity shares held in dematerialized form (XIV)
					No. (a)	As a % of total Shares held (b)	No. (a)	As a % of total Shares held (b)	
A	Table II - Statement showing shareholding pattern of the Promoter and Promoter Group								
(1)	Indian								
(a)				34.25					5209786
(d)				39.31					5979514
Sub-Total (A) (1)				73.57					11189300
(2)	Foreign								
Total Shareholding of Promoter and Promoter Group (A)=(A)(1)+(A)(2)				73.57					11189300
B	Table III - Statement showing shareholding pattern of the Public shareholder								
(1)	Institutions								
(a)				0					0
(f)				0.11					17401
(g)				0.01					1250
Sub-Total (B) (1)				0.12					18651
(3)	Non-institutions								
(a(i))				0.89					93107
(a(ii))				0.23					0
(e)				25.19					3830356
Sub-Total (B) (3)				26.31					3923463
Total Public Shareholding (B)=(B)(1)+(B)(2)+(B)(3)				26.43					3942114
C	Table IV - Statement showing shareholding pattern of the Non Promoter- Non Public shareholder								
Total (A+B+C2)				100					15131414
Total (A+B+C)				100					15131414



Individuals/Hindu undivided Family

Searial No.	1	2	3	4	5	
Name of the Shareholders (I)	R K Garg	Dheeraj Garg	Sunena Garg	Priya Garg	R K Garg & Sons HUF	Click here to go back
PAN (II)	ABYPG9179M	ABJPG6867F	AHJPG2645K	AEBPG8990G	AAEHR5042R	Total
No. of fully paid up equity shares held (IV)	3405309	1307897	336521	80059	80000	5209786
No. Of Partly paid-up equity shares held (V)						
No. Of shares underlying Depository Receipts (VI)						
Total nos. shares held (VII) = (IV)+ (V)+ (VI)	3405309	1307897	336521	80059	80000	5209786
Shareholding as a % of total no. of shares (calculated as per SCRR, 1957) (VIII) As a % of (A+B+C2)	22.39	8.6	2.21	0.53	0.53	34.25
Number of Voting Rights held in each class of securities (IX)						
Class eg:X	3405309	1307897	336521	80059	80000	5209786
Class eg:y						
Total	3405309	1307897	336521	80059	80000	5209786
Total as a % of Total Voting rights	22.39	8.6	2.21	0.53	0.53	34.25
No. Of Shares Underlying Outstanding convertible securities (X)						
No. of Shares Underlying Outstanding Warrants (Xi)						
No. Of Shares Underlying Outstanding convertible securities and No. Of Warrants (Xi) (a)						
Shareholding , as a % assuming full conversion of convertible securities (as a percentage of diluted share capital) (XI)= (VII) +(Xi)(a) As a % of (A+B+C2)	22.39	8.6	2.21	0.53	0.53	34.25
Number of Locked in shares (XII)						
No. (a)						
As a % of total Shares held (b)						
Number of Shares pledged or otherwise encumbered (XIII)						
No. (a)						



As a % of total Shares held (b)						
Number of equity shares held in dematerialized form (XIV)	3405309	1307897	336521	80059	80000	5209786
Reason for not providing PAN						
Reason for not providing PAN						
Shareholder type						



Any Other (specify)							
Searial No.	1	2	3	4	5	6	7
Category	Bodies Corporate	Bodies Corporate	Bodies Corporate	Bodies Corporate	Bodies Corporate	Bodies Corporate	Bodies Corporate
Name of the Shareholders (I)	S A B Udyog Limited	Steel Strips Mercantile Pvt. Ltd	Steel Strips Fin. Pvt. Ltd	Munak International Pvt Ltd	S.S.Credits (P) Ltd	S.J. Mercantile Pvt Limited	Malwa Holdings (P) Ltd
PAN (II)	AAICS1499J	AAICS1497G	AACCS3001J	AAACM9600K	AACCS3002M	AAICS1496H	AABCM1236C
No. of the Shareholders (I)	1	1	1	1	1	1	1
No. of fully paid up equity shares held (IV)	2723	33	1200077	278	9000	3	4
No. Of Partly paid-up equity shares held (V)							
No. Of shares underlying Depository Receipts (VI)							
Total nos. shares held (VII) = (IV)+ (V)+ (VI)	2723	33	1200077	278	9000	3	4
Shareholding as a % of total no. of shares (calculated as per SCRR, 1957) (VIII) As a % of (A+B+C2)	0.02	0	7.89	0	0.06	0	0
Number of Voting Rights held in each class of securities (IX)							
Class eg: X	2723	33	1200077	278	9000	3	4
Class eg:y							
Total	2723	33	1200077	278	9000	3	4
Total as a % of Total Voting rights	0.02	0	7.89	0	0.06	0	0
No. Of Shares Underlying Outstanding convertible securities (X)							
No. of Shares Underlying Outstanding Warrants (Xi)							
No. Of Shares Underlying Outstanding convertible securities and No. Of Warrants (Xi) (a)							
Shareholding , as a % assuming full conversion of convertible securities (as a percentage of diluted share capital) (XI)= (VII) +(X) As a % of (A+B+C2)	0.02	0	7.89	0	0.06	0	0
Number of Locked in shares (XII)							
No. (a)							



As a % of total Shares held (b)							
Number of Shares pledged or otherwise encumbered (XIII)							
No. (a)							
As a % of total Shares held (b)							
Number of equity shares held in dematerialized form (XIV)	2723	33	1200077	278	9000	3	4
Reason for not providing PAN							
Reason for not providing PAN							
Shareholder type	Promoter Group	Promoter Group	Promoter Group	Promoter Group	Promoter Group	Promoter Group	Promoter Group




Any Other (specify)						
Serial No.	8	9	10	11	12	
Category	Bodies Corporate	Bodies Corporate	Bodies Corporate	Bodies Corporate	Bodies Corporate	Click here to go back
Name of the Shareholders (I)	Steel Strips Holdings (P) Ltd	Steel Strips Industries Limited	Munak Financiers (P) Ltd	Steel Strips Infrastructures Ltd.	Munak Investments Pvt. Ltd.	
PAN (II)	AACCS3181P	AAICS1498K	AABCM1367J	AACCS5077J	AABCM1368H	Total
No. of the Shareholders (I)	1	1	1	1	1	12
No. of fully paid up equity shares held (IV)	1200082	805410	1560736	1168	1200000	5979514
No. Of Partly paid-up equity shares held (V)						
No. Of shares underlying Depository Receipts (VI)						
Total nos. shares held (VII) = (IV)+ (V)+ (VI)	1200082	805410	1560736	1168	1200000	5979514
Shareholding as a % of total no. of shares (calculated as per SCRR, 1957) (VIII) As a % of (A+B+C2)	7.89	5.3	10.26	0.01	7.89	39.31
Number of Voting Rights held in each class of securities (IX)						
Class eg: X	1200082	805410	1560736	1168	1200000	5979514
Class eg: y						
Total	1200082	805410	1560736	1168	1200000	5979514
Total as a % of Total Voting rights	7.89	5.3	10.26	0.01	7.89	39.31
No. Of Shares Underlying Outstanding convertible securities (X)						
No. of Shares Underlying Outstanding Warrants (Xi)						
No. Of Shares Underlying Outstanding convertible securities and No. Of Warrants (Xi) (a)						
Shareholding , as a % assuming full conversion of convertible securities (as a percentage of diluted share capital) (XI)= (VII) +(X) As a % of (A+B+C2)	7.89	5.3	10.26	0.01	7.89	39.31
Number of Locked in shares (XII)						
No. (a)						



As a % of total Shares held (b)						
Number of Shares pledged or otherwise encumbered (XIII)						
No. (a)						
As a % of total Shares held (b)						
Number of equity shares held in dematerialized form (XIV)	1200082	805410	1560736	1168	1200000	5979514
Reason for not providing PAN						
Reason for not providing PAN						
Shareholder type	Promoter Group	Promoter Group	Promoter Group	Promoter Group	Promoter Group	



Any Other (specify)					
Searial No.	1	2	3	4	
Category	Bodies Corporate	Bodies Corporate	Bodies Corporate	Bodies Corporate	
Category / More than 1 percentage	Category	More than 1 percentage of shareholding	More than 1 percentage of shareholding	More than 1 percentage of shareholding	
Name of the Shareholders (I)		Priya Tools Private Limited	Steel Strips Wheels Investments Ltd	Bloomen Flora Limited	Click here to go back
PAN (II)		AABCP7962L	AACCS0426M	AAACB9171G	Total
No. of the Shareholders (I)	35	1	1	1	35
No. of fully paid up equity shares held (IV)	3831349	1254632	1214630	1336438	3831349
No. Of Partly paid-up equity shares held (V)					
No. Of shares underlying Depository Receipts (VI)					
Total nos. shares held (VII) = (IV)+ (V)+ (VI)	3831349	1254632	1214630	1336438	3831349
Shareholding as a % of total no. of shares (calculated as per SCRR, 1957) (VIII) As a % of (A+B+C2)	25.19	8.25	7.99	8.79	25.19
Number of Voting Rights held in each class of securities (IX)					
Class eg: X	3831349	1254632	1214630	1336438	3831349
Class eg:y					
Total	3831349	1254632	1214630	1336438	3831349
Total as a % of Total Voting rights	25.19 ^a	8.25	7.99	8.79	25.19
No. Of Shares Underlying Outstanding convertible securities (X)					
No. of Shares Underlying Outstanding Warrants (Xi)					
No. Of Shares Underlying Outstanding convertible securities and No. Of Warrants (Xi) (a)					
Shareholding , as a % assuming full conversion of convertible securities (as a percentage of diluted share capital) (XI)= (VII) +(X) As a % of (A+B+C2)	25.19	8.25	7.99	8.79	25.19
Number of Locked in shares (XII)					



No. (a)					
As a % of total Shares held (b)					
Number of equity shares held in dematerialized form (XIV)	3830356	1254632	1214630	1336438	3830356
Reason for not providing PAN					
Reason for not providing PAN					



POST MERGER SHP (TRANSFEROR COMPANY)

[Home](#)[Validate](#)[Import XML](#)

General information about company

Scrip code	504717
NSE Symbol	
MSEI Symbol	
ISIN	INE01RN01014
Name of the company	STEEL STRIPS LIMITED
Whether company is SME	No
Class of Security	Equity Shares
Type of report	Quarterly
Quarter Ended / Half year ended/Date of Report (For Prelisting / Allotment)	31-03-2019
Date of allotment / extinguishment (in case Capital Restructuring selected) / Listing Date	
Shareholding pattern filed under	Regulation 31 (1) (b)

Notes:- SSL will get dissolved, Hence post Shareholding Pattern will be Nil.



[Home](#)[Validate](#)

Sr. No.	Particular	Yes/No	Promoter and Promoter Group	Public shareholder	Non Promoter- Non Public
1	Whether the Listed Entity has issued any partly paid up shares?	No	No	No	No
2	Whether the Listed Entity has issued any Convertible Securities ?	No	No	No	No
3	Whether the Listed Entity has issued any Warrants ?	No	No	No	No
4	Whether the Listed Entity has any shares against which depository receipts are issued?	No	No	No	No
5	Whether the Listed Entity has any shares in locked-in?	No	No	No	No
6	Whether any shares held by promoters are pledge or otherwise encumbered?	No	No		
7	Whether company has equity shares with differential voting rights?	No	No	No	No
8	Whether the listed entity has any significant beneficial owner?	No			

Note:- SSL will get dissolved, Hence post shareholding Pattern will be nil.



Jyotsna Bajaj